

Passionate About Every Little Thing

VERTICAL DESIGN



MARKETING

Pre-Glued Lashes




Features:

1. Reusable self-adhesive
2. Apply in sec
3. No glue requires, no mess
4. Up to 15-hour wear
5. Trimmable lashes to any length.

Lash Application Tips:

1. Peel the lash off the tray gently from one side or with an applicator.
2. Using the applicator, simply apply the pre-glued lashes over the lash line.
3. Adjust the angle and hold in place until secure.
4. To remove, gently peel lash off from one side slowly and keep clean to reuse.
5. You may replace the lashes back to the tray.
6. Once adhesive strip is no longer sticky, apply spare strip to lash and repeat steps above.



Product


Pre-glued lashes+tool



Package


MATERIAL:Carton

SIZE : 110x80x20mm



Product

Pre-glued lashes+tool



Package

MATERIAL:Carton box+pet box
SIZE : 110x80x20mm



Self-adhesive strips

- 5 pairs of replacement adhesive strips.
- Lashes are not included.
- No lash glue is required.

Package

MATERIAL:Carton

SIZE : 60x105x20mm



